

**O'ZBEKISTON RESPUBLIKASI OLIY VA  
O'RTA MAXSUS TA'LIM VAZIRLIGI**

**SAMARQAND DAVLAT CHET TILLAR INSTITUTI**

**First steps to abc**

**(O'quv-uslubiy qo'llanma)**

**Samarqand – 2014**

**Ingliz tili fanidan 1-SINF o'quvchilari uchun** Uslubiy qo'llanma. – Samarqand, - SamDChTI nashri, 2014 – 44 bet.

Tuzuvchilar: SamDChTI ingliz filologiyasi fakulteteti ingliz tili fonetikasi kafedrasida o'qituvchilari:

T.K.Akramova

E.N.Hayitova

P.SH.Begbudieva

Mas'ul muharrir: Dotsent: **RO'ZIQULOV F.SH.**

Taqrizchilar: Dotsent **ATAYEVA G.M.**

F.f.n. **OBRUYEVA G.H.**

*Ushbu o'quv uslubiy qo'llanma umum t'alim maktablarining 1-sinf o'quvchilari ingliz tili fanidan qo'shimcha manba bo'lib, zamonaviy ped texnologiyalarni qo'llashni samaradorligini oshirishga qaratilgandir. Berilgan uslubiy tavsiyalardan amaliy mashg'ulotlarda umumli foydalanish va talabalarni o'zlashtirish darajasini yuksaltirish maqsadida foydalansa bo'ladi.*

*Qo'llanma ingliz tili fanidan dars beradigan o'qituvchilar va talabalarga mo'ljallangan.*

SamDChTI ilmiy kengashi tomonidan 2012 yil 16 iyun kunidagi yig'ilishining 11-son bayonnomasi bilan nashrga tavsiya etilgan

## Introduction

During 23 years of independence deep structural and substantial reforms and transformation in field of education took place in Uzbekistan. The essence of educational reform in Uzbekistan is to preserve the present intellectual potential of the educational system and to modify our goals and activities in order to develop individuals who are capable to build and live in a democratic civil society and a free market economy. These reforms, however, do not only reflect nationalistic aspiration. Since securing independence, the Uzbekistan nation realized its great responsibility as citizens of the international community and as citizens of our planet.

Therefore, as our president I. A Karimov pointed out that one of our main goals is to educate a healthy generation, both physically and mentally<sup>1</sup>. The main principles of our new educational policy support this endeavor. Our goals are determined as the following: humanistic, democratic methods of teaching and socialization, priority to human values, national and cultural traditions, and the separation of educational institutions from the influence of political parties and social and political movements.

Considering these most important principles and the experiences of developed countries of the world, the Republic of Uzbekistan has recognized its main direction of educational development. They are as follows:

- Modification and further perfection of the education and socialization content
- Development of new school, curricula and textbooks
- Stress on individual ability and talent
- Vocational and Professional development in accordance with changing economical needs

---

<sup>1</sup> Islam Karimov "Highest morality- unbreakable power" Tashkent,2008

- Integrating Uzbekistan with world educational standards

Accordingly, foreign language teaching is considered to be one of the most important parts of teaching process in our republic. English is spoken by more people than any other language, and is the native language of more than 350 million people. English is the international language of diplomacy, business, science, technology, banking, computing, medicine, aviation, UN & NATO armed forces, engineering, tourism, Hollywood films and arguably the best pop and rock music in the world. Consequently, much work is being done to teach explicit English at all levels of education in Uzbekistan.

However, we can not say that there are enough course books and manuals in English, especially in elementary and beginner's schools.

Given brochure, consisting of materials developing speaking, listening and grammar skills is dedicated to be used in extra- curriculum and facultative lessons.

## First steps to ABC

	1- form	
№	Topics and sub topics.	
1	Greeting <ul style="list-style-type: none"><li>- Types of greetings (adults, friends)</li><li>- Saying good bye</li><li>- Apologize</li></ul>	4
2	Family <ul style="list-style-type: none"><li>- Family members</li><li>- Names of family members</li><li>- About parents</li></ul>	4
3	<ul style="list-style-type: none"><li>- Time</li></ul>	4
4	Colours <ul style="list-style-type: none"><li>- Names of colours</li><li>- Colours of objects</li><li>- Shapes</li></ul>	3
5	Toys <ul style="list-style-type: none"><li>- Names of toys and their colours</li><li>- My toys</li></ul>	
6	World around us <ul style="list-style-type: none"><li>- The sun, the sky, the moon, the star</li><li>- Trees and flowers</li></ul>	
7	Parts of body <ul style="list-style-type: none"><li>- Names of parts of body</li><li>- My body</li></ul>	2

8	<p>In the classroom</p> <ul style="list-style-type: none"> <li>- Classroom objects</li> <li>- Size and colour of class</li> <li>- Classroom phrases</li> </ul>	4
9	<p>Numbers</p> <ul style="list-style-type: none"> <li>- Cardinal numbers (1-20)</li> <li>- Days of week</li> <li>- Names of months</li> </ul>	5
10	<p>Fruits and vegetables</p> <ul style="list-style-type: none"> <li>- Names of fruits</li> <li>- Names of vegetables</li> <li>- Their colours and numbers</li> </ul>	3
11	<p>What can I do</p> <ul style="list-style-type: none"> <li>- Everyday activities</li> <li>- Understanding teacher's following instructions</li> <li>- What can I do at the lesson</li> </ul> <p>Poems and rhymes</p>	14
12	<p>Animals</p> <ul style="list-style-type: none"> <li>- Names of domestic animals</li> <li>- Names of wild animals</li> <li>- Pets</li> </ul>	4

# UNIT 1

# GREETINGS

## Lesson 1

# Good morning!



Good morning

Good morning



Good afternoon

Good afternoon



Good evening

Good evening




Good night

Good night

## Lesson 2

Bye bye  
Jasmina

Good bye  
Anisa



Good night

Good night monkeys, Good night dogs


Good night kittens, Good night frogs.

The stars are bright

Everyone Good night



Hello Lola!

Hi, Akmal!



**lesson 3**





What's the time?

Unit

# 2

# Family

## Lesson 1



This is my dad.



This is my mum.



This is my grandad.



This is my granny.



This is my sister.



This is my brother.

## A HAPPY FAMILY

I love mother, she loves me.

We love daddy, yes siree;

He loves us and so you see,

We are a happy family.

I love sister, she loves me.

We love brother, yes siree;

He loves us and so you see,

We are a happy family.

# Lesson 2

This is my family.

Listen and read.

1. This is my uncle.
2. This is my aunt
3. This is my cousin Anvar
4. This is my cousin Rushana
5. This is me.



# Lesson 3

## Telephone conversation



– How's your dad? – He's fine.  
– How's your mum? – She's fine.  
– How's your uncle? – He's fine.  
– How's your aunt? – She's fine.  
– How's your cousin? – She's ill.  
– Oh, no!



## Dialogue



1

Sobir: How is your granny?

Botir: She is fine

2

Botir: And how is your granny?  
Farzona : She is fine too



3

Botir: How is your grandpa?  
Sobir: Oh, thank you. He is fine too




# UNIT 3









# TIME


## Lesson 1

What's the time?

- 1  one o'clock
- 2  five past one
- 3  ten past one
- 4  (a) quarter past one
- 5  twenty past one
- 6  twenty-five past one
- 7  half past one
- 8  twenty-five to two
- 9  twenty to two
- 10  (a) quarter to two
- 11  ten to two
- 12  five to two



- 13  day
- 14  night
- 15 
- 16 
- 17  midday
- 18  midnight
- 19  watch
- 20  clock



♪ What's the time? ♪

What's the time?  
Half past eight.  
Go to school.  
Don't be late!

What's the time?  
Half past ten.  
Out to play.  
Come on, Ben!

What's the time?  
Half past one.  
Time to eat for everyone!

What's the time?  
Half past three.  
Let's go home.  
Now we're free!

**CUCKOO CLOCK.**

My uncle has a cuckoo clock  
To tell us all the time.

He pops out of his little house  
And always sings this rhyme:

“Cuckoo, cuckoo.”


The cuckoo says it's two o'clock  
It's telling us the time

21  clock face

22  hands

## Lesson 2

### The year



*December, January and February are winter months.*

*March, April and May are spring months.*

*June, July and August are summer months.*

*September, October and November are autumn months.*

## Lesson 3

### *Seasons of trees*



in spring  
The trees  
Are a beautiful sight  
Dressed in blossom  
Pink and white.

In summer  
The trees  
Are full of treats  
Apples and pears  
And cherries to eat.



In autumn  
The trees  
Are red and gold  
And the leaves fall down  
As the days grow cold.



In winter  
The trees  
Are bare and plain  
waiting for spring









To dress them again.


# Unit 4

# COLOURS

## Lesson 1



# Lesson 2



## 🎵 The Rainbow Song 🎵

Blue and orange and pink and green.  
Yellow and purple and red.  
I can see a rainbow,  
See a rainbow,  
Up above my head.

# Lesson 3



## Shapes Chart



Circle



Triangle



Square



Star



Moon



Rectangle



Pentagon



Hexagon



Octagon



Diamond  
(Rhombus)



Cross



Trapezoid



Arrow



Oval



Heart



Parallelogram

# Unit 5



# TOYS

a doll

Lesson 1

a ball

skipping rope



a basket  
bear

a bicycle

a teddy

Lesson 2



**I have a doll**



**I have a teddy bear**



**I have a car**



**I have a ball**



**I have a drum**




**I have a dolphin**





**Only kids have so many toys,  
Lots to play with for girls and boys.  
Having a bike would be so cool,  
And pretend I'm going to school.**

**Just because I am a mere duck,  
Should not mean I can't have luck.  
Having a wagon would be neat,  
That would be my best ever treat.**



## **Unit 6      WORLD AROUND US**

# Lesson 1



**The sun**



**The sky**



**The Moon**



**The stars**

# Lesson 2

# Trees and flowers

Here in tree  
You find life  
Life is beautiful  
See the beauty  
Enjoy the life.



flowers are red  
flowers are pink  
flowers are blue  
flowers are  
green  
flowers blossom  
flowers grow  
flowers impress  
flowers favor




The deciduous tree that stands on top  
of the hill

It's a fiesta of leaves in autumn  
It's a trickle of lava in summer

It's a black shadow in winter  
It's a crowd full of flowers in summer

The deciduous tree that stands on top  
of the hill



# Unit 7

# BODY

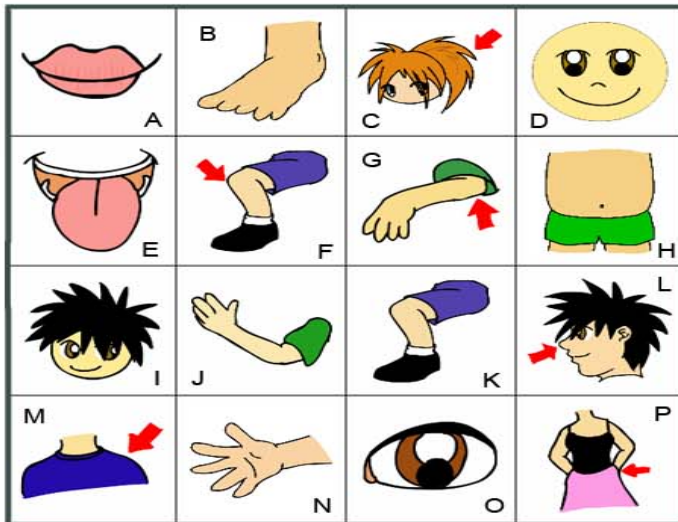
# PARTS OF

## Lesson 1

### BODY PARTS



- |    |  |       |        |        |
|----|--|-------|--------|--------|
| 1. |  | teeth | neck   | hand   |
| 2. |  | leg   | tongue | teeth  |
| 3. |  | hand  | neck   | tongue |
| 4. |  | hand  | leg    | neck   |
| 5. |  | neck  | teeth  | lips   |
| 6. |  | neck  | lips   | teeth  |



A. L \_ P  
 B. \_ E \_ T  
 C. H \_ I \_  
 D. \_ \_ C \_ \_  
 E. T \_ \_ N \_ E  
 F. K \_ E \_ \_  
 G. E \_ \_ W  
 H. B \_ L \_ Y  
 I. H \_ A \_  
 J. A \_ \_  
 K. \_ \_ G  
 L. \_ O \_ E  
 M. S \_ O \_ \_ D \_ R  
 N. H \_ \_ D \_  
 O. \_ Y \_  
 P. H \_ \_

1. I pick up the spoon and fork using my \_\_\_\_\_.



2. I saw the beautiful flowers by my own \_\_\_\_\_.



3. I use my \_\_\_\_\_ for running.

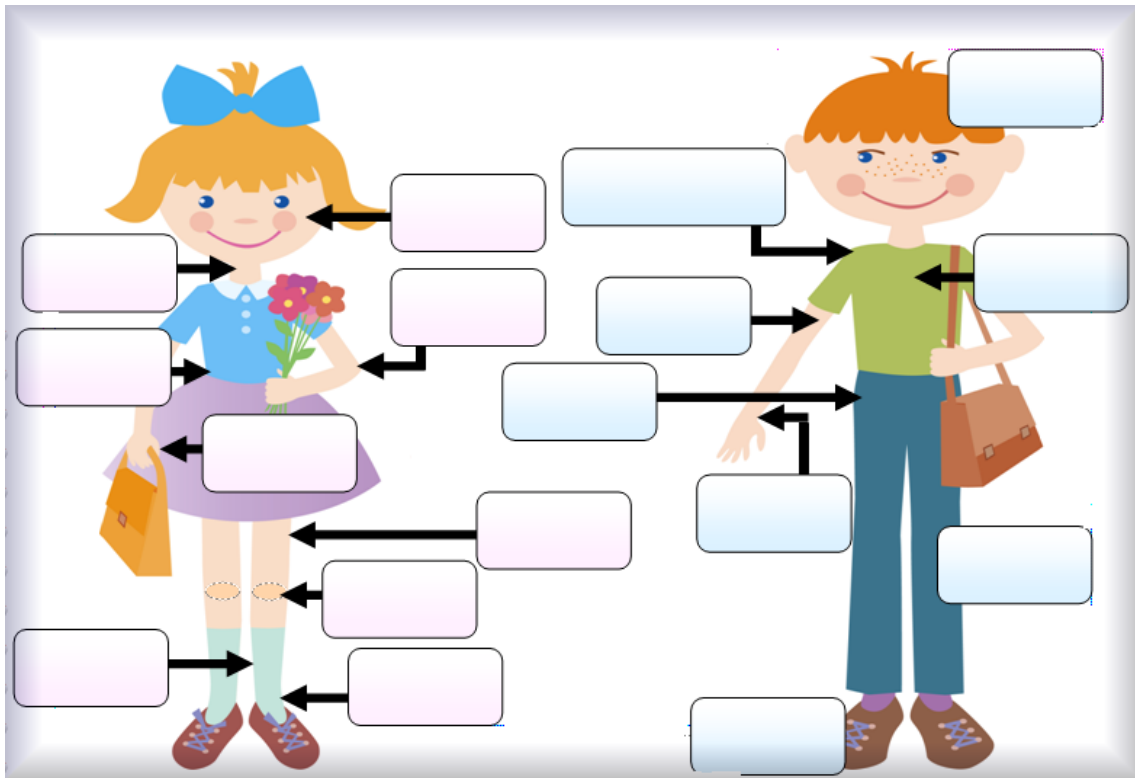


4. I bend my \_\_\_\_\_ to tie my shoe lace.





# Lesson 2



neck

waist

face

hand

elbow

knee

ankle

thigh

head

arm

chest

leg

hip

foot

shoulder

# UNIT 8 IN THE CLASSROOM

## Lesson 1



**A**

**pupil**

**A pupil has a crayon.**

**A pupil has a pen.**

**A pupil is drawing**

**Funny little man**

**A pupil has a paper.**

**A pupil has a book.**

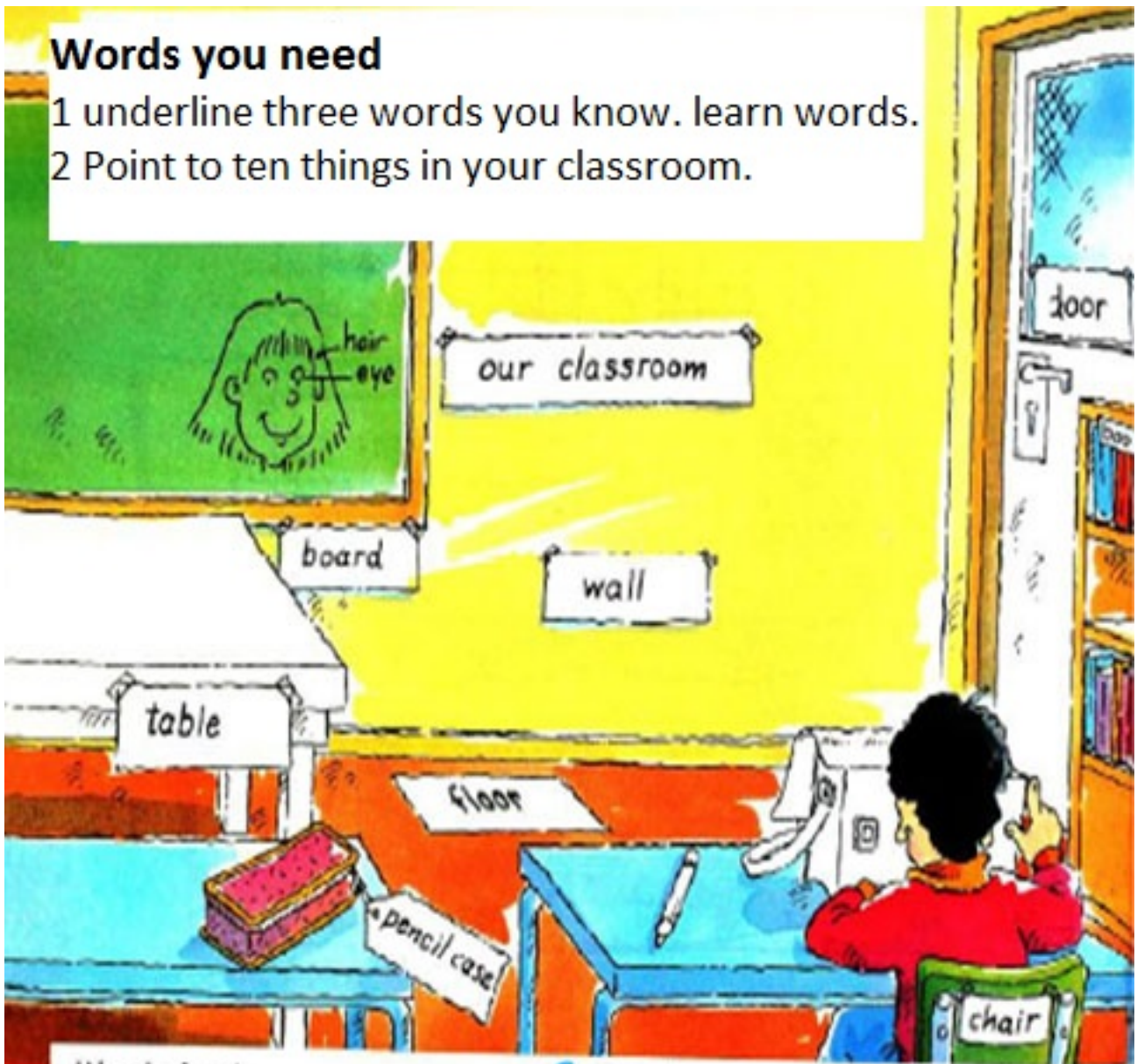
**A pupil shouts as he runs:**

**“Come and have a look!”**

# Lesson 2

## Words you need

- 1 underline three words you know. learn words.
- 2 Point to ten things in your classroom.



## Word check

1 Read and colour.

The floor is brown, the door is red.  
The table is orange and so is our pet.  
The ceiling is yellow, the walls are, too.  
Two bags are pink, three bags are blue.  
Look at the boy on the green chair,  
His pencil is black and so is his hair.

2 Complete.

Singular Plural

1 pen 2 p e n s

1 pencil 4 penc \_ \_ \_


1 crayon 5 c \_ \_ \_ \_ \_


1 ruler 3 r \_ \_ \_ \_

# Lesson 3

## SCHOOL


### IN THE CLASSROOM










## IN A SCHOOLBAG



- 22  pencil case
- 23  pencil
- 24  coloured pencils
- 25  pencil sharpener
- 26  pen
- 27  crayons
- 28  rubber
- 29  ruler
- 30  notebook
- 31  textbook
- 32  calculator
- 33  lunchbox

## Activities

- 1  Listen and repeat.
- 2  Now, read the words.
- 3  Look at the picture. Can you find the glue? Where is the globe?
- 4  Look at the picture again. How many pupils/desks/computers can you see?
- 5  Memory game. Work in two teams. Look at the picture for two minutes, then close your books. How many things can you remember? The team that can remember the most wins.  
 e.g. T: OK. Team A, what things can you remember?  
 Team A S1: Desk, globe, pencil.  
 T: Excellent. 3 points for Team A.

# UNIT 9

# NUMBERS

## Lesson 1



# Lesson 2

**One potato** - 

**Two potatoes** - 

**Three potatoes** - 

**Four** - 

**Five potatoes** - 

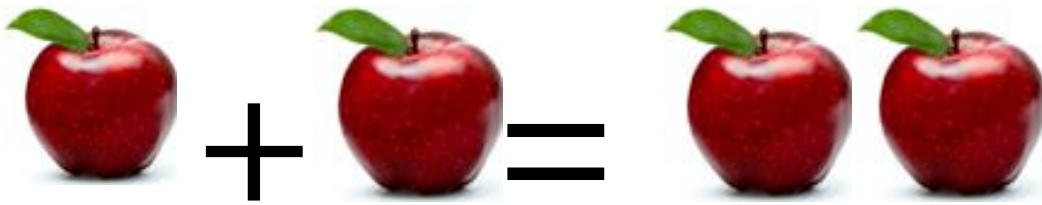
**Six potatoes** - 

**Seven potatoes** - 

**More**

**Bad one** 

## Lesson 3



**One apple + one apple = two apples**



**Two apples + one apple = three apples**














**Three apples+ one apple = four apples**

# **UNIT 10 FRUITS AND VEGETABLES**

## **Lesson 1**













- |   |   |            |    |   |        |
|---|---|------------|----|---|--------|
| 1 |  | apple      | 6  |   | grapes |
| 2 |  | banana     | 7  |   | lemon  |
| 3 |  | cherries   | 8  |   | orange |
| 4 |  | coconut    | 9  |   | peach  |
| 5 |  | grapefruit | 10 |  | pear   |



## Lesson 2

# VEGETABLES



- |   |   |             |    |   |          |
|---|---|-------------|----|---|----------|
| 1 |  | aubergine   | 6  |  | cucumber |
| 2 |  | potato      | 7  |  | tomato   |
| 3 |  | cabbage     | 8  |  | mushroom |
| 4 |  | carrot      | 9  |  | onion    |
| 5 |  | cauliflower | 10 |  | pepper   |



sweet corn



tomato



celery



salad

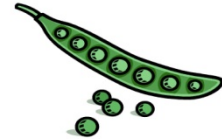


aubergine



fruit

*A ... is a fruit.  
... s are fruits.*



peas



green beans

*A ... is a vegetable.  
... s are vegetables.*



vegetables



peppers




radish



carrot



potatoes



cucumber




lettuce

## Lesson 3

## Count the Fruits

Count the fruits in each row and draw a line to match them to the correct number.  
(Find the answers at the end of the worksheet.)

	9
	4
	5
	10
	1
	2
	3
	7
	6
	8


# Unit 11 ACTIVITES

# Lesson 1

## Words you need

- 1 Circle the words you don't know. Learn them.
- 2 Circle one action you can do. Underline one musical instrument you can't play.

- swim
- jump
- fly
- talk
- play tennis
- play the piano
- sing
- dance
- climb
- ride a bike
- skip



## Lesson 2



i can jump  
i can swim  
i can fly  
i can dance  
i can sing  
i can talk

**i can't** play  
tennis  
**i can't** play the  
piano  
**i can't** climb  
**i can't** skip

# Lesson 3

## 1 Read and complete.

This animal can talk but it can't swim.

It's a parrot.

1. This animal can \_\_\_\_\_ and it can swim.

It's a frog.

2. This animal can swim but it can't \_\_\_\_\_.

It's a penguin.

3. This animal can't sing but it can \_\_\_\_\_ trees.

It's a monkey.

4. I can \_\_\_\_\_ and I can \_\_\_\_\_ but I can't \_\_\_\_\_.

## 2 Complete.



Jack can play the drums.

1. Linda \_\_\_\_\_ the guitar.

2. Michael \_\_\_\_\_ sing.

3. Maria \_\_\_\_\_ the violin.

4. David \_\_\_\_\_ sing.


5. I \_\_\_\_\_ the \_\_\_\_\_.



# Unit 12

# MY PET

## Lesson 1





## Lesson 2

### What is it?



**A parrot and a snake.**

**A tiger and a cat.**

**A parrot a snake and a cat.**

## Lesson 3

What is it?- It's a.....



What is it?- It's a.....



What is it?- It's a.....



### Sing a song!

Can you fly like a parrot?



Can you walk like a cat?

Can you swim like a dog?

Can you run like a rabbit?

Can you hide like a mouse?

Can you eat like a hamster?

Can you jump like a frog?



Can you sing like a parrot?

I can, you can, he can, she can, they can, too.



## CONTETS

Introduction .....	<b>Ошибка! Закладка не определена.</b>
UNIT ONE .....	<b>Ошибка! Закладка не определена.</b>
UNIT TWO .....	<b>Ошибка! Закладка не определена.</b>
UNIT THREE .....	<b>Ошибка! Закладка не определена.</b>
UNIT FOUR.....	<b>Ошибка! Закладка не определена.</b>
UNIT FIVE .....	<b>Ошибка! Закладка не определена.</b>
UNIT SIX.....	<b>Ошибка! Закладка не определена.</b>
UNIT SEVEN .....	<b>Ошибка! Закладка не определена.</b>
UNIT EIGHT .....	<b>Ошибка! Закладка не определена.</b>
UNIT NINE.....	<b>Ошибка! Закладка не определена.</b>
UNIT TEN.....	<b>Ошибка! Закладка не определена.</b>
UNIT ELEVEN.....	<b>Ошибка! Закладка не определена.</b>
UNIT TWELVE.....	<b>Ошибка! Закладка не определена.</b>

2012 йил 24 июлда босишга рухсат этилди.

қоғоз бичими А4. Офсет қоғози.

Адади 100 нусха. Буюртма № 123

---

СамДЧТИ нашр-матбаа марказида чоп этилди.

Манзил: Самарқанд шаҳар, Бўстонсарой кўчаси, 93 уй.